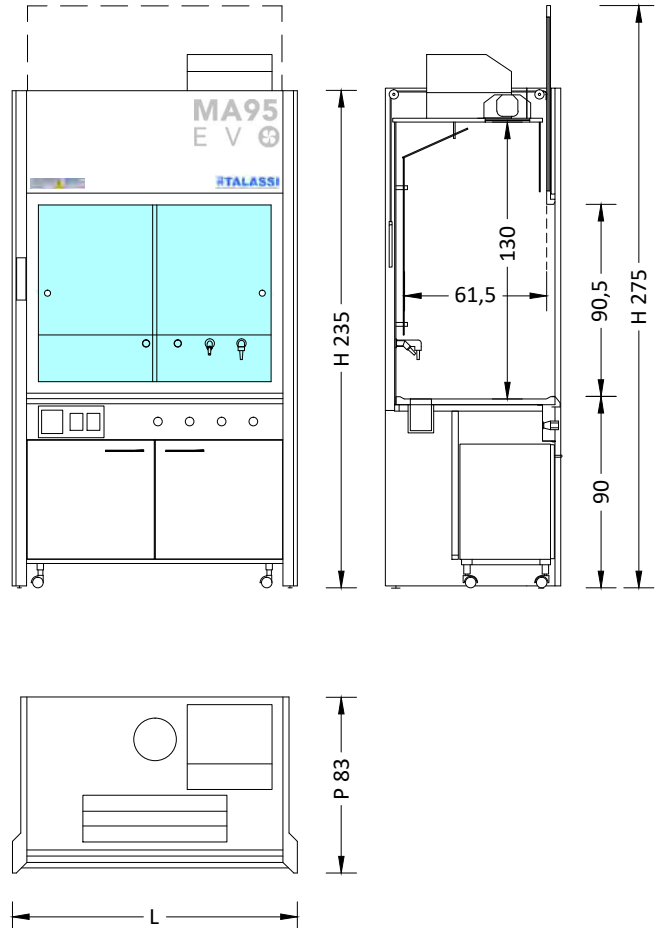


# Cap CAPPMA95EVO

Parete Wall  
Chemical fume hood MA95EVO

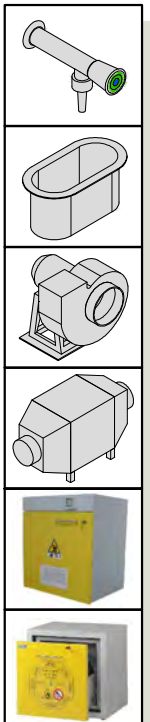
Certificati / Certificates: EN 14175-2 / EN 14175-6



CAPPE CHIMICHE  
Chemical fume hood

**MA95  
EVO**

Accessori  
Accessories:



## DESCRIZIONE / DESCRIPTION

**Servizi su cruscotto / Mobiletti in laminato ignifugo**

Service control under the working top / Fire-proof laminate cabinets

MA956030 - L 104,5 - P 83 - H 235 / 275

MA956050 - L 134,5 - P 83 - H 235 / 275

MA956060 - L 164,5 - P 83 - H 235 / 275

MA956070 - L 194,5 - P 83 - H 235 / 275

MA956080 - L 224,5 - P 83 - H 235 / 275

## OPZIONI / OPTIONS

**Piano in Monolitico / Monolithic gres working top**

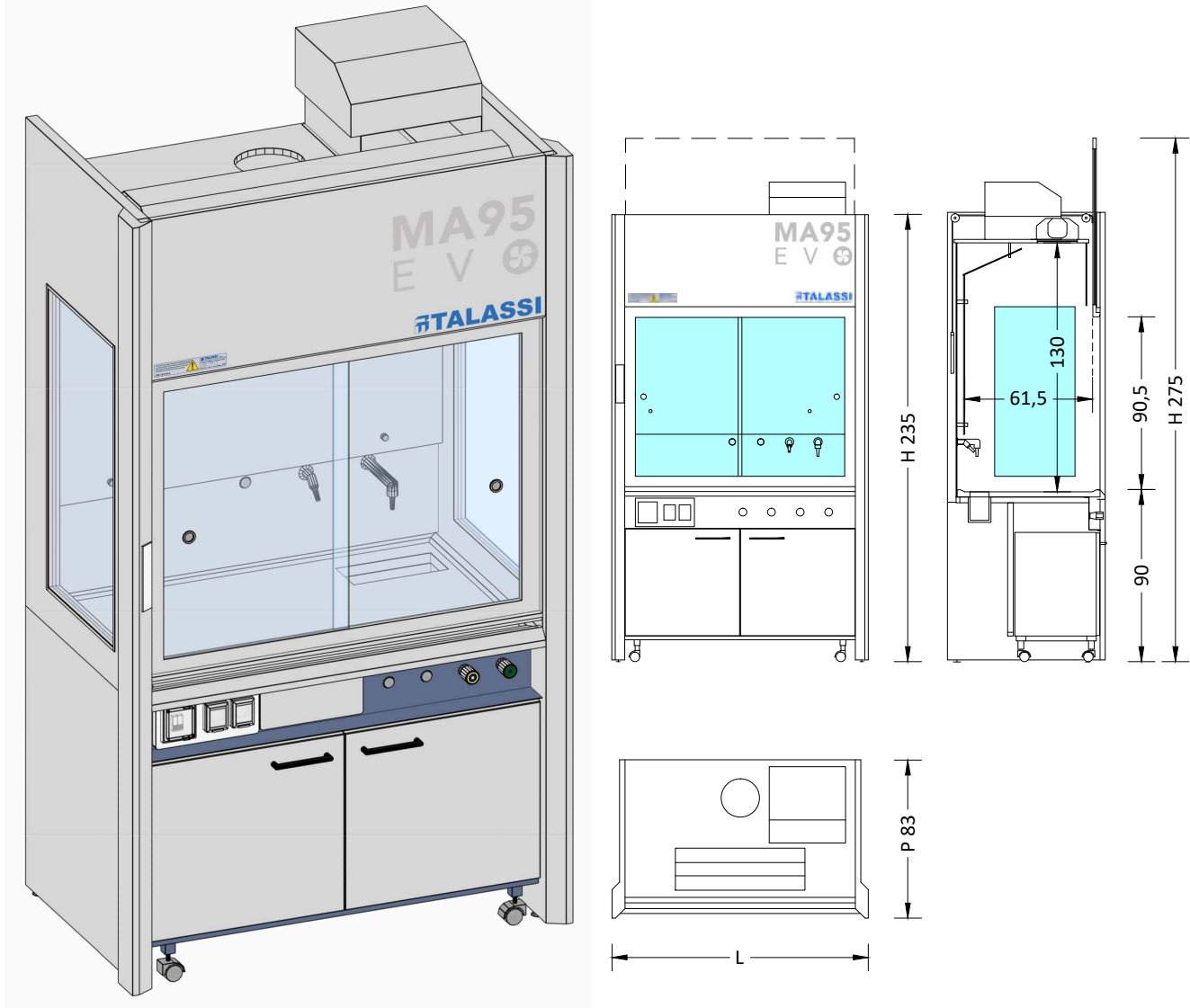
**Piano in Acciaio Inox Aisi 316 / Steel working top AISI 316**

**Piano in Polipropilene bianco / White polypropylene working top**

# Cap CAPPMA95EVO con VETRI

Parete Wall  
Chemical fume hood MA95EVO with side windows

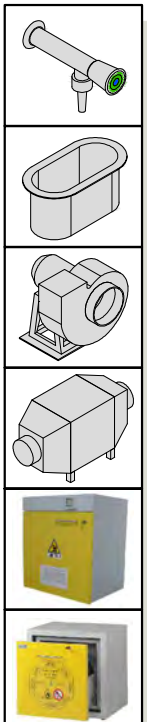
Certificati / Certificates: EN 14175-2 / EN 14175-6



CAPPE CHIMICHE  
Chemical fume hood

**MA95  
EVO**

Accessori  
Accessories:



## DESCRIZIONE / DESCRIPTION

**Servizi su cruscotto / Mobiletti in laminato ignifugo**

Service control under the working top / Fire-proof laminate cabinets

MA956030VV - L 104,5 - P 83 - H 235 / 275

MA956050VV - L 134,5 - P 83 - H 235 / 275

MA956060VV - L 164,5 - P 83 - H 235 / 275

MA956070VV - L 194,5 - P 83 - H 235 / 275

MA956080VV - L 224,5 - P 83 - H 235 / 275

## OPZIONI / OPTIONS

**Piano in Monolitico / Monolithic gres working top**

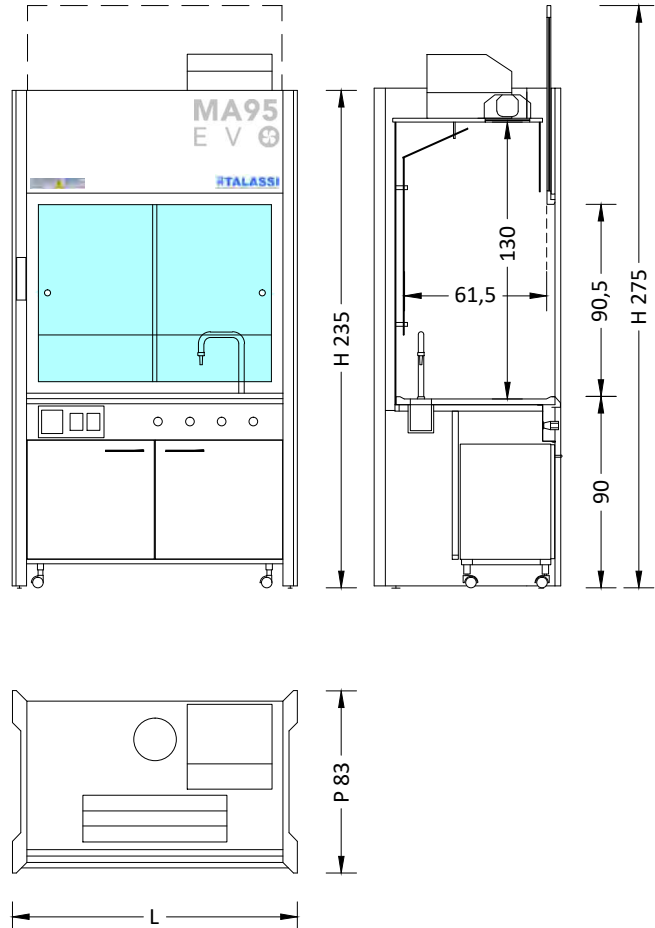
**Piano in Acciaio Inox Aisi 316 / Steel working top AISI 316**

**Piano in Polipropilene bianco / White polypropylene working top**

# Cap CAPPMA95EVO con SCHIENA TRASPARENTE

Parete Wall  
Chemical fume hood MA95EVO with TRANSPARENT BACK

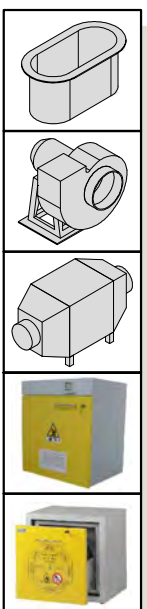
Certificati / Certificates: EN 14175-2 / EN 14175-6



CAPPE CHIMICHE  
Chemical fume hood

**MA95  
EVO**

Accessori  
Accessories:



## DESCRIZIONE / DESCRIPTION

### Servizi su cruscotto / Mobilette in laminato ignifugo

Services control under the working top / Fire-proof laminate cabinets

MA956030DID - L 104,5 - P 86 - H 235 / 275

MA956050DID - L 134,5 - P 86 - H 235 / 275

## OPZIONI / OPTIONS

Piano in Monolitico / Monolithic gres working top

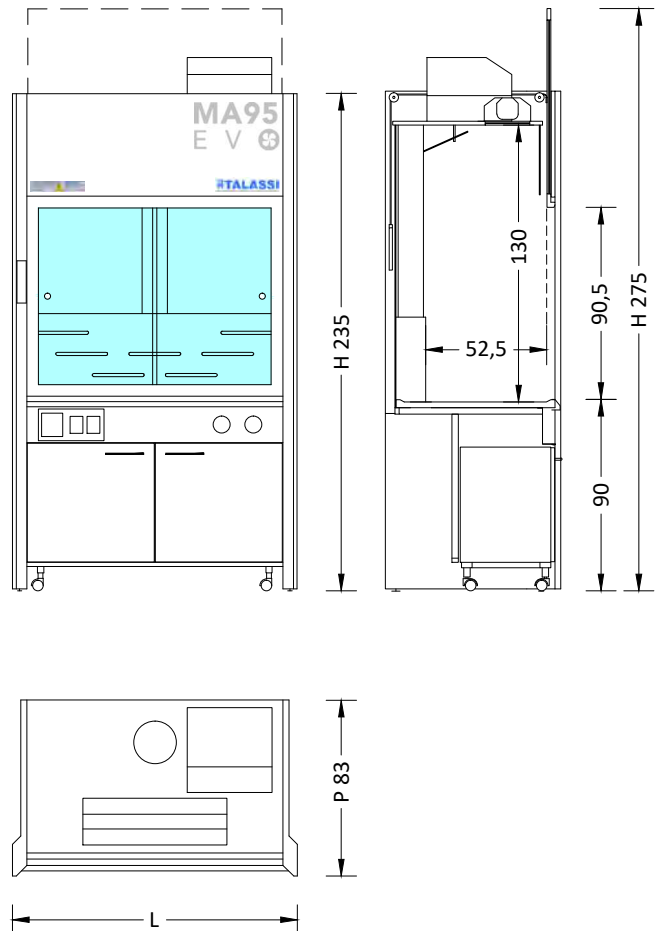
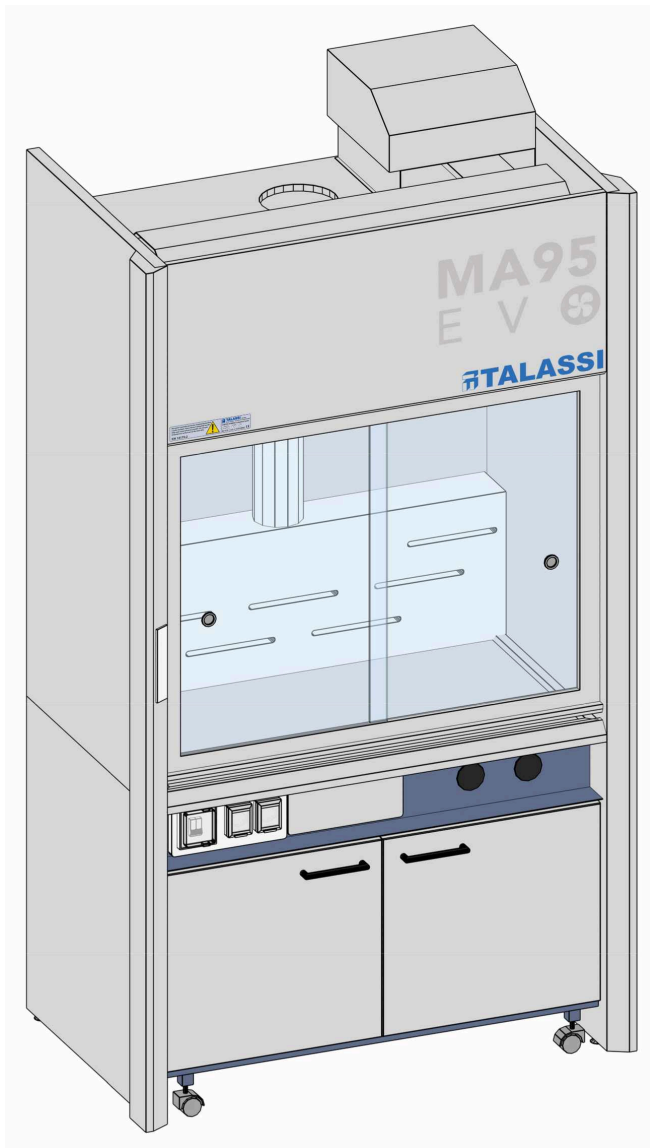
Piano in Acciaio Inox Aisi 316 / Steel working top AISI 316

Piano in Polipropilene bianco / White polypropylene working top

# Cap CAPPMA95EVO per POLVERI

Parete Wall  
Chemical fume hood MA95EVO, for powders

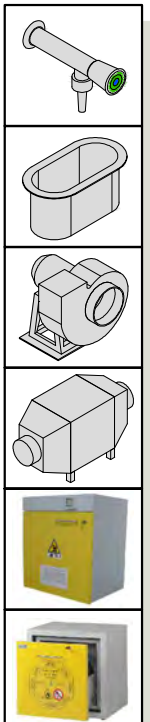
Certificati / Certificates: EN 14175-2 / EN 14175-6



CAPPE CHIMICHE  
Chemical fume hood

**MA95  
EVO**

Accessori  
Accessories:



## DESCRIZIONE / DESCRIPTION

**Servizi su cruscotto / Mobiletti in laminato ignifugo**

Service control under the working top / Fire-proof laminate cabinets

**MA956030PL - L 104,5 - P 83 - H 235 / 275**

**MA956050PL - L 134,5 - P 83 - H 235 / 275**

**MA956060PL - L 164,5 - P 83 - H 235 / 275**

**MA956070PL - L 194,5 - P 83 - H 235 / 275**

**MA956080PL - L 224,5 - P 83 - H 235 / 275**

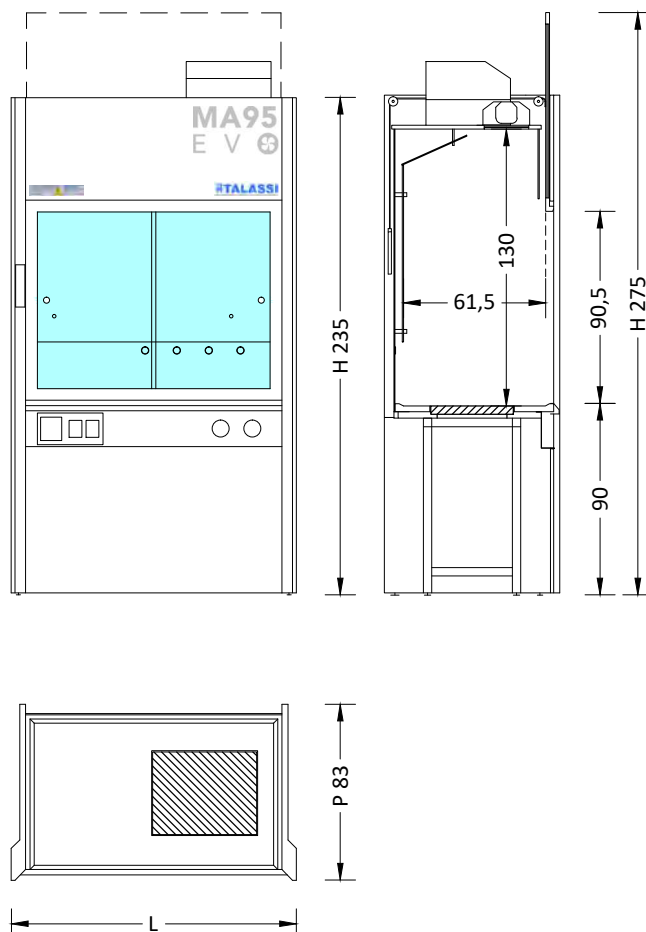
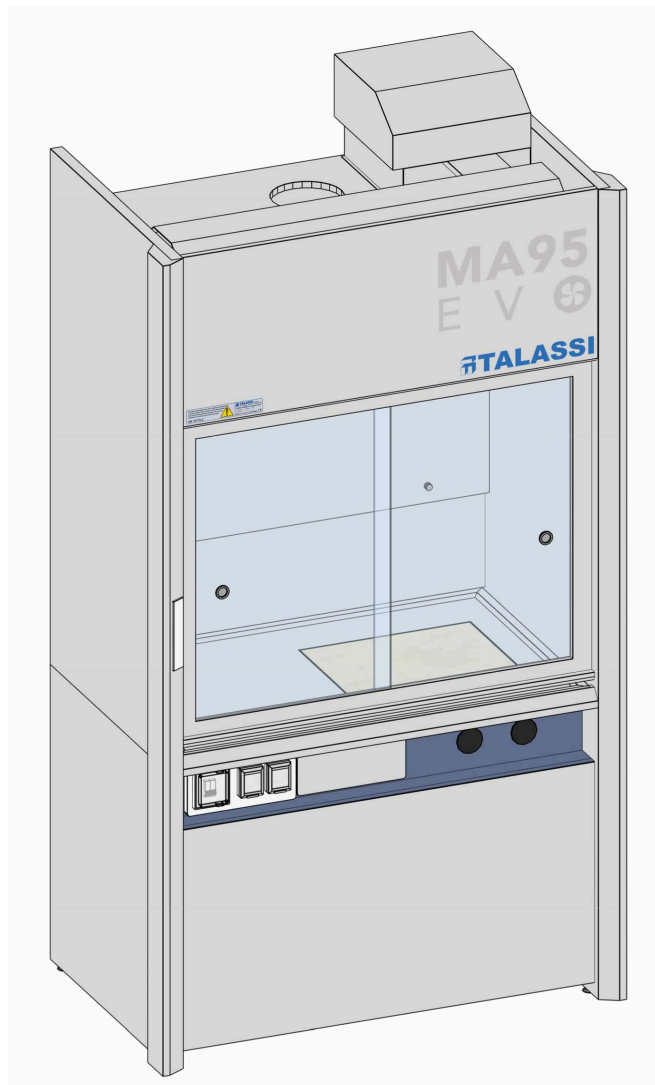
## OPZIONI / OPTIONS

**Piano in Monolitico / Monolithic gres working top**

**Piano in Acciaio Inox Aisi 316 / Steel working top AISI 316**

**Piano in Polipropilene bianco / White polypropylene working top**

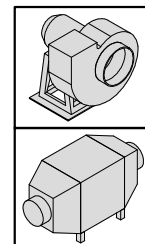
Certificati / Certificates: EN 14175-2 / EN 14175-6



CAPPE CHIMICHE  
Chemical fume hood

MA95  
EVO

Accessori  
Accessories:



### DESCRIZIONE / DESCRIPTION

#### Servizi su cruscotto

Service control under the working top

MA956030TA - L 104,5 - P 83 - H 235 / 275

MA956050TA - L 134,5 - P 83 - H 235 / 275

MA956060TA - L 164,5 - P 83 - H 235 / 275

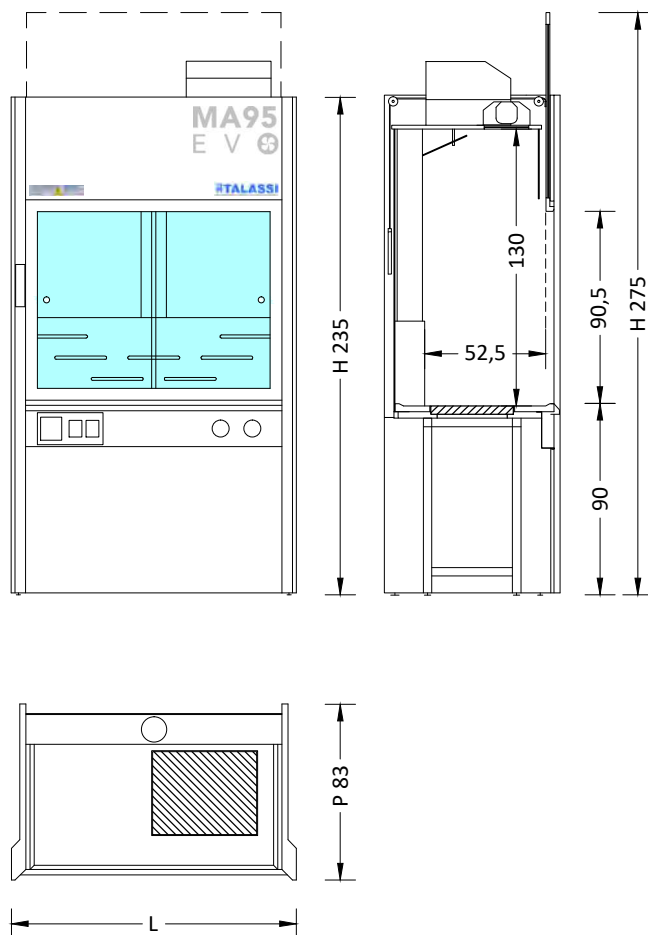
MA956070TA - L 194,5 - P 83 - H 235 / 275

MA956080TA - L 224,5 - P 83 - H 235 / 275

### Opzioni / Options

Piano in Monolitico / Monolithic gres working top

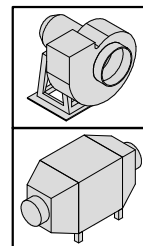
Certificati / Certificates: EN 14175-2 / EN 14175-6



CAPPE CHIMICHE  
Chemical fume hood

MA95  
EVO

Accessori  
Accessories:



## DESCRIZIONE / DESCRIPTION

### Servizi su cruscotto

Service control under the working top

MA956050MPOLTA - L 134,5 - P 83 - H 235 / 275

MA956060MPOLTA - L 164,5 - P 83 - H 235 / 275

MA956070MPOLTA - L 194,5 - P 83 - H 235 / 275

MA956080MPOLTA - L 224,5 - P 83 - H 235 / 275

## OPZIONI / OPTIONS

Piano in Monolitico / Monolithic gres working top

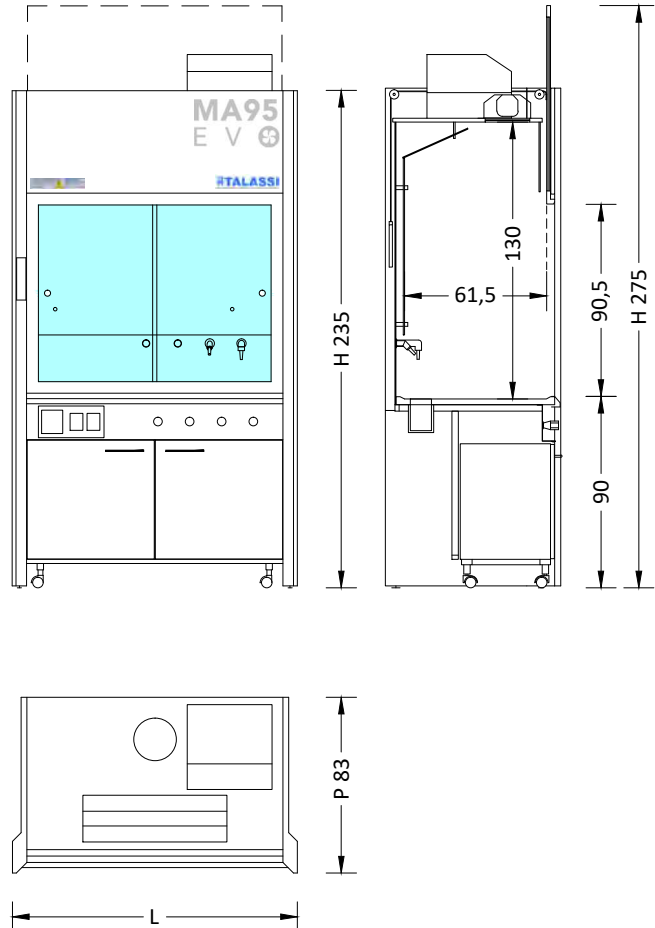
Piano in Acciaio Inox Aisi 316 / Steel working top AISI 316

Piano in Polipropilene bianco / White polypropylene working top

# Cap CAPPMA95EVO per ACIDI

Parete Wall  
Chemical fume hood MA95EVO for acids

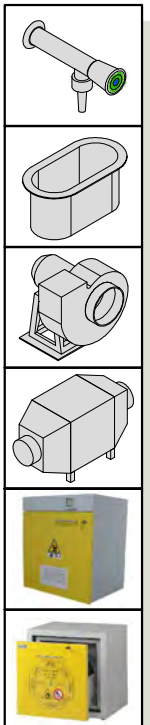
Certificati / Certificates: EN 14175-2 / EN 14175-6 / EN 14175-7



CAPPE CHIMICHE  
Chemical fume hood

**MA95  
EVO**

Accessori  
Accessories:



## DESCRIZIONE / DESCRIPTION

**Servizi su cruscotto / Mobilietti in laminato ignifugo**

Service control under the working top / Fire-proof laminate cabinets

MA956030A - L 104,5 - P 83 - H 235 / 275

MA956050A - L 134,5 - P 83 - H 235 / 275

MA956060A - L 164,5 - P 83 - H 235 / 275

MA956070A - L 194,5 - P 83 - H 235 / 275

MA956080A - L 224,5 - P 83 - H 235 / 275

## Opzioni / Options

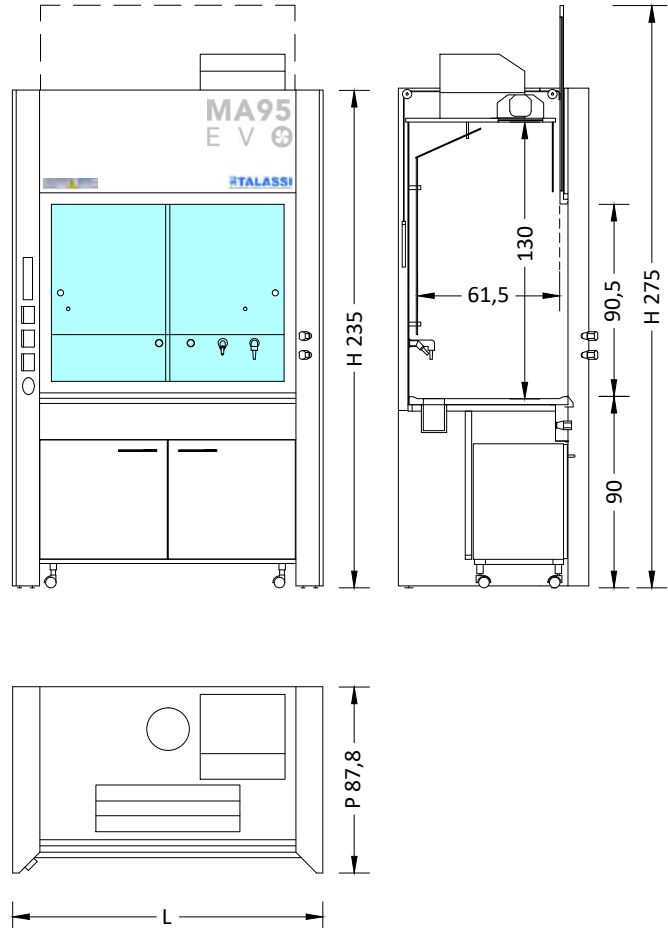
**Piano in Monolitico / Monolithic gres working top**

**Piano in Polipropilene bianco / White polypropylene working top**

# Cap CAPPMA95EVO XL

Parete Wall  
Chemical fume hood MA95EVO XL

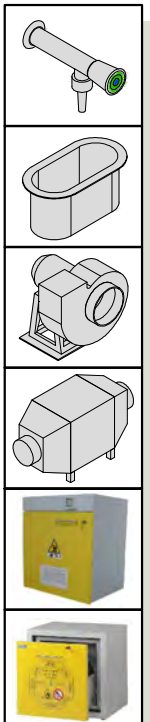
Certificati / Certificates: EN 14175-2 / EN 14175-6



CAPPE CHIMICHE  
Chemical fume hood

**MA95  
EVO**

Accessori  
Accessories:



## DESCRIZIONE / DESCRIPTION

**Servizi sui fianchi / Moletti in laminato ignifugo**

Service control on the sides / Fire-proof laminate cabinets

MA956030 XL - L 116,5 - P 87,8 - H 235 / 275

MA956050 XL - L 146,5 - P 87,8 - H 235 / 275

MA956060 XL - L 176,5 - P 87,8 - H 235 / 275

MA956070 XL - L 206,5 - P 87,8 - H 235 / 275

MA956080 XL - L 236,5 - P 87,8 - H 235 / 275

## OPZIONI / OPTIONS

**Piano in Monolitico / Monolithic gres working top**

**Piano in Acciaio Inox Aisi 316 / Steel working top AISI 316**

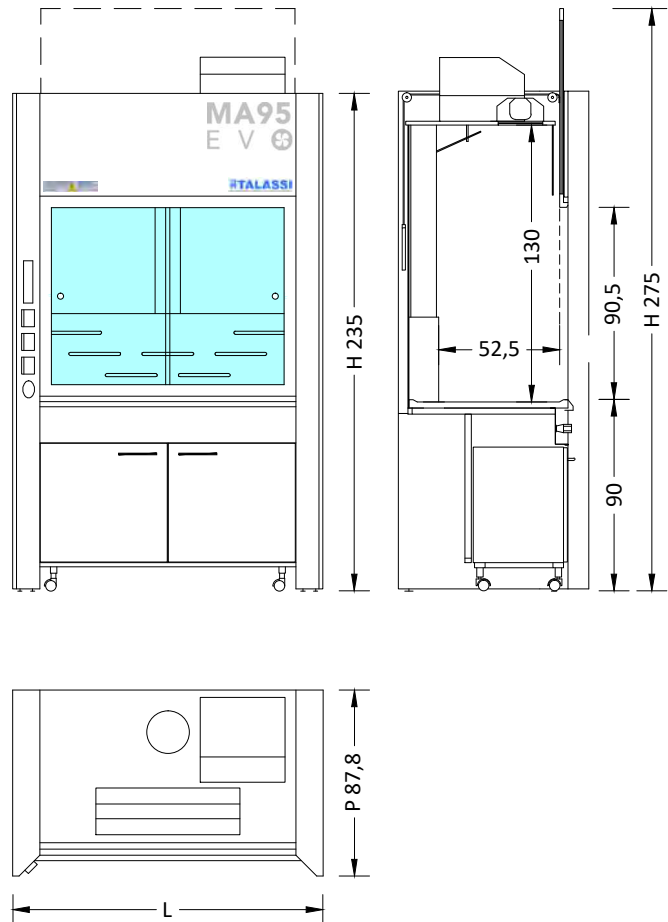
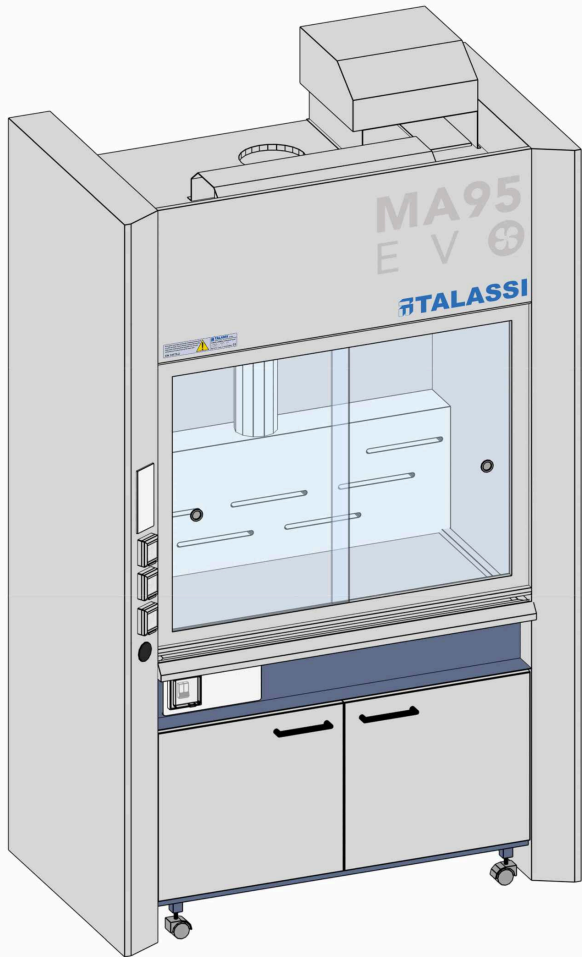
**Piano in Polipropilene bianco / White polypropylene working top**



# Cap CAPPMA95EVO XL per POLVERI

Parete Wall  
Chemical fume hood MA95EVO XL, for powders

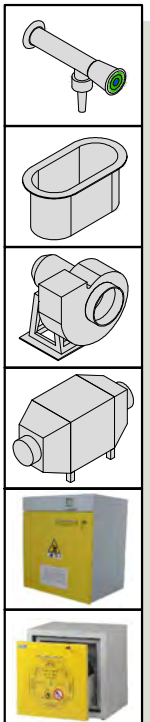
Certificati / Certificates: EN 14175-2 / EN 14175-6



CAPPE CHIMICHE  
Chemical fume hood

**MA95  
EVO**

Accessori  
Accessories:



## DESCRIZIONE / DESCRIPTION

**Servizi sui fianchi / Mobiletti in laminato ignifugo**

Service control on the sides / Fire-proof laminate cabinets

**MA956030PL XL - L 104,5 - P 87,8 - H 235 / 275**

**MA956050PL XL - L 134,5 - P 87,8 - H 235 / 275**

**MA956060PL XL - L 164,5 - P 87,8 - H 235 / 275**

**MA956070PL XL - L 194,5 - P 87,8 - H 235 / 275**

**MA956080PL XL - L 224,5 - P 87,8 - H 235 / 275**

## OPZIONI / OPTIONS

**Piano in Monolitico / Monolithic gres working top**

**Piano in Acciaio Inox Aisi 316 / Steel working top AISI 316**

**Piano in Polipropilene bianco / White polypropylene working top**

Cap  
Parete  
Wall

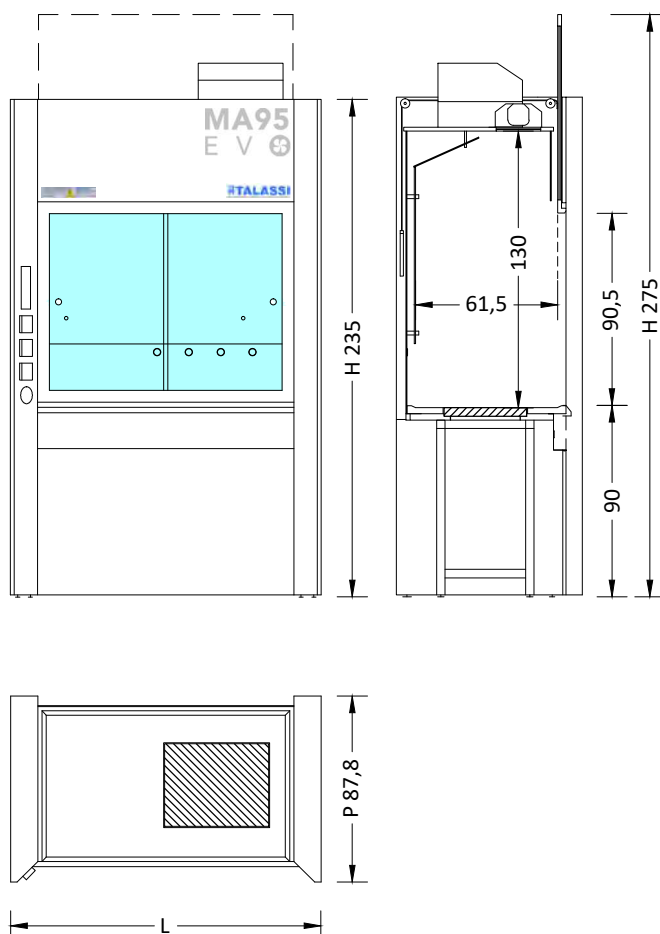
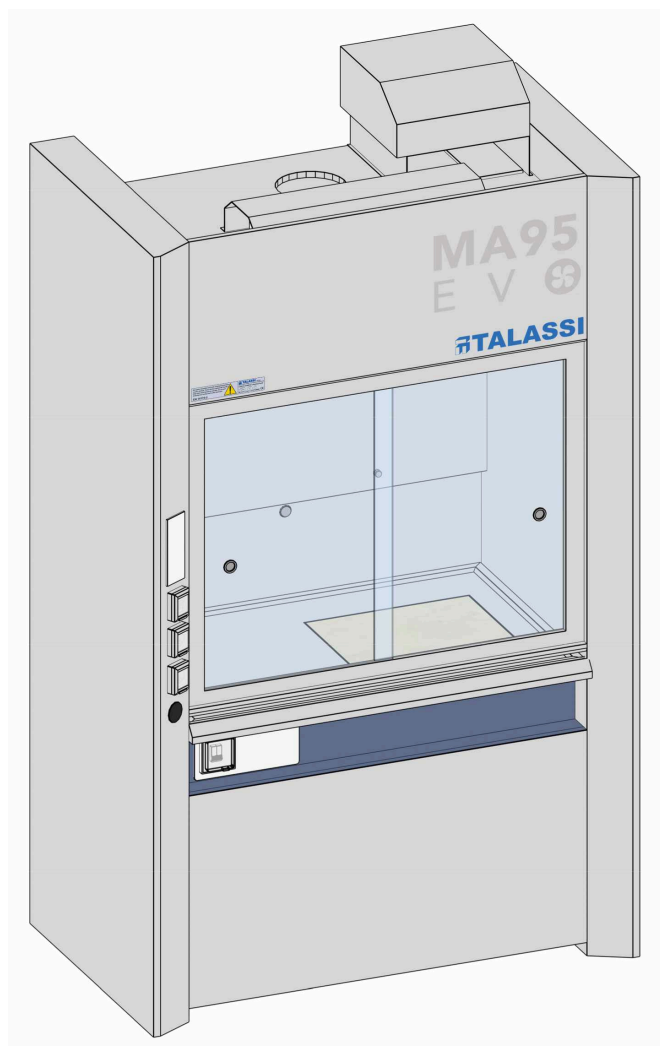
# CAPPA MA95EVO XL

per PESATURA con TAVOLO ANTIVIBRANTE

Chemical fume hood MA95EVO XL for weighing  
with anti vibration working top

**TALASSI**  
ISO 9001 / ISO 14001 / OHSAS 18001

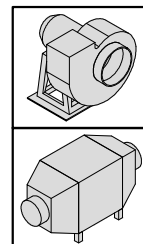
Certificati / Certificates: EN 14175-2 / EN 14175-6



CAPPE CHIMICHE  
Chemical fume hood

**MA95  
EVO**

Accessori  
Accessories:



## DESCRIZIONE / DESCRIPTION

### Servizi sui fianchi

Service control on the sides

MA956030TA XL - L 116,5 - P 87,8 - H 235 / 275

MA956050TA XL - L 146,5 - P 87,8 - H 235 / 275

MA956060TA XL - L 176,5 - P 87,8 - H 235 / 275

MA956070TA XL - L 206,5 - P 87,8 - H 235 / 275

MA956080TA XL - L 236,5 - P 87,8 - H 235 / 275

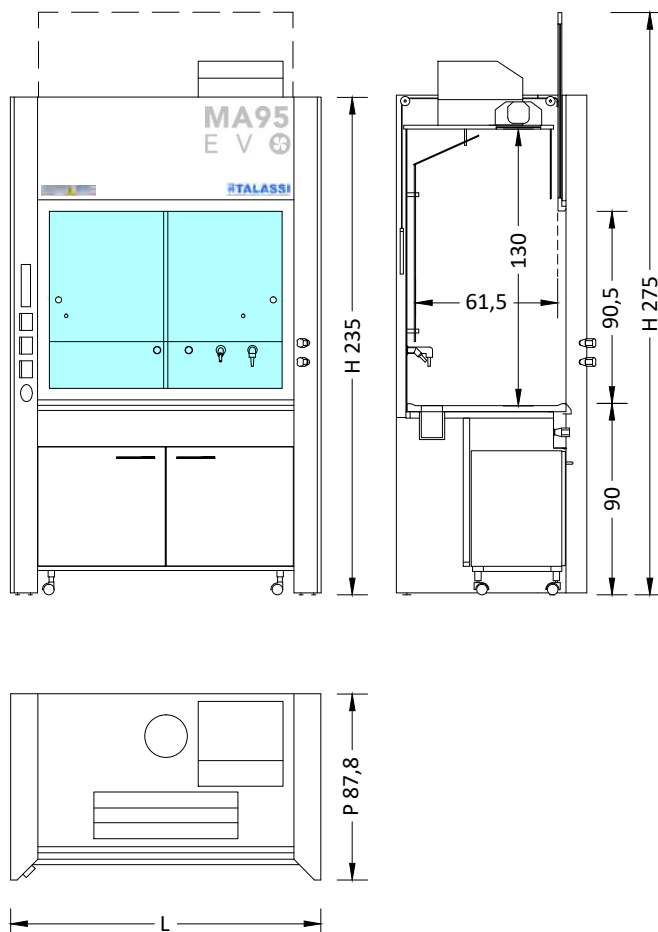
## Opzioni / Options

Piano in Monolitico / Monolithic gres working top

# Cap CAPPMA95EVO XL per ACIDI

Parete Wall  
Chemical fume hood MA95EVO XL for acids

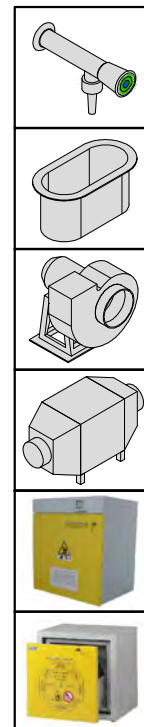
Certificati / Certificates: EN 14175-2 / EN 14175-6 / EN 14175-7



CAPPE CHIMICHE  
Chemical fume hood

**MA95  
EVO**

Accessori  
Accessories:



## DESCRIZIONE / DESCRIPTION

**Servizi sui fianchi / Moletti in laminato ignifugo**

Service control on the sides / Fire-proof laminate cabinets

MA956030A XL - L 116,5 - P 87,8 - H 235 / 275

MA956050A XL - L 146,5 - P 87,8 - H 235 / 275

MA956060A XL - L 176,5 - P 87,8 - H 235 / 275

MA956070A XL - L 206,5 - P 87,8 - H 235 / 275

MA956080A XL - L 236,5 - P 87,8 - H 235 / 275

## OPZIONI / OPTIONS

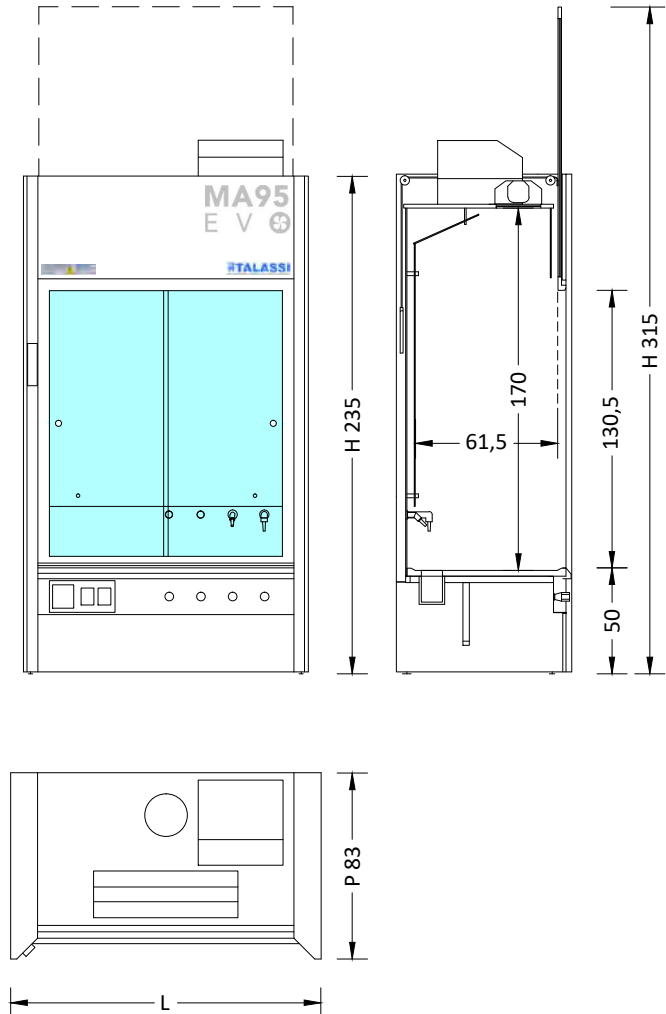
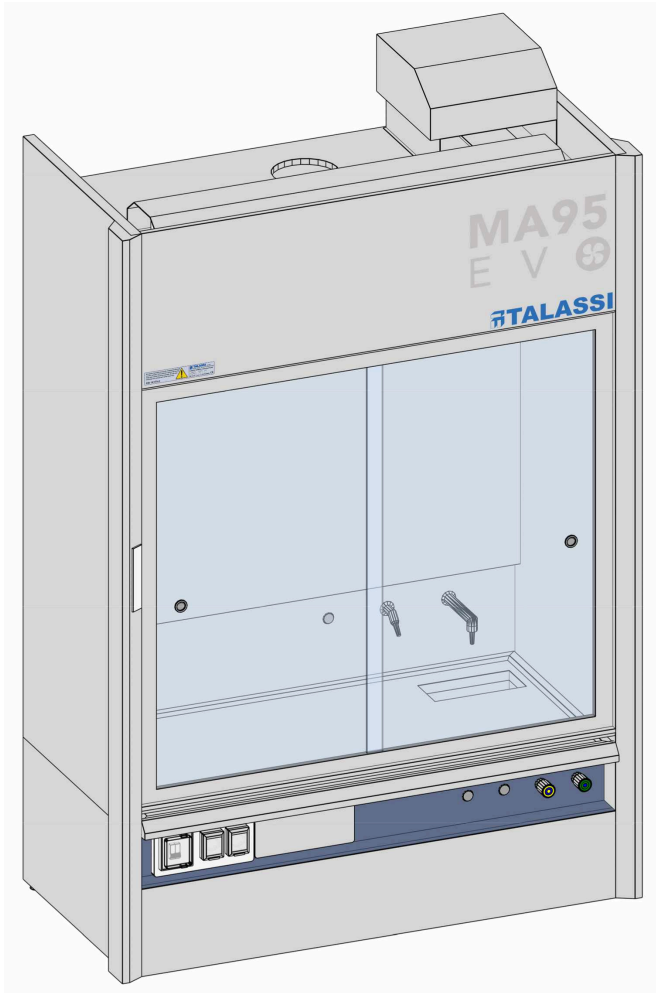
**Piano in Monolitico / Monolithic gres working top**

**Piano in Polipropilene bianco / White polypropylene working top**

# Cap CAPPa con PIANO H 50 MA95EVO

Parete Wall  
Chemical fume hood, working top h 50 MA95EVO

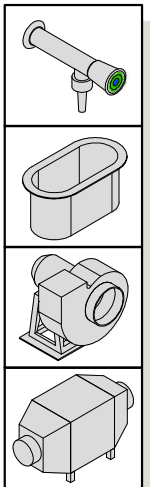
**Certificati / Certificates: EN 14175-2 / EN 14175-6**



CAPPE CHIMICHE  
Chemical fume hood

**MA95  
EVO**

**Accessori**  
Accessories:



## DESCRIZIONE / DESCRIPTION

### Servizi su cruscotto

Service control under the working top

MA956035 - L 104,5 - P 83 - H 235 / 315

MA956055 - L 134,5 - P 83 - H 235 / 315

MA956065 - L 164,5 - P 83 - H 235 / 315

MA956075 - L 194,5 - P 83 - H 235 / 315

MA956085 - L 224,5 - P 83 - H 235 / 315

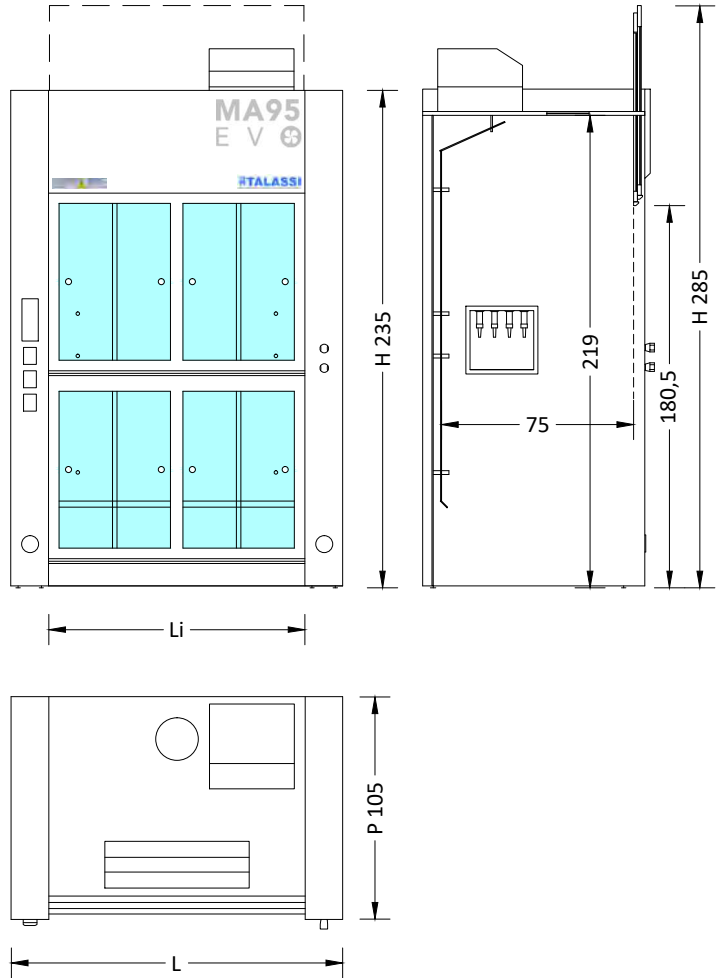
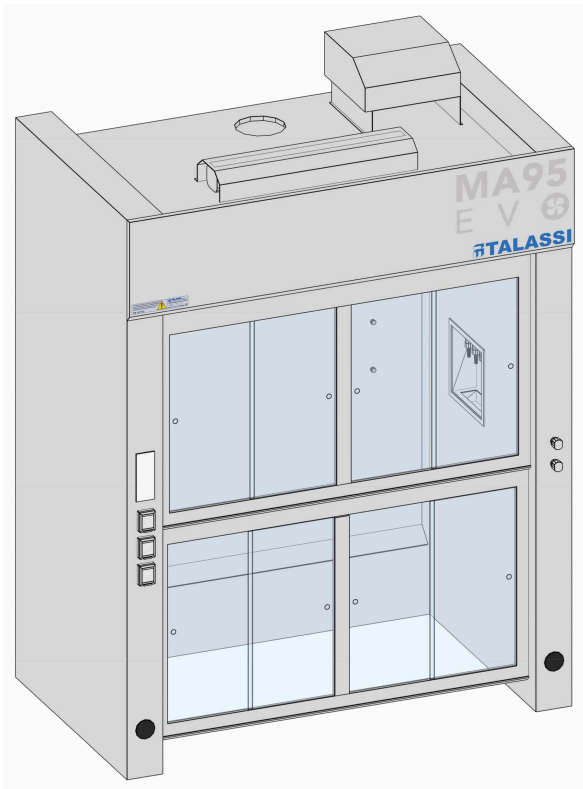
## OPZIONI / OPTIONS

Piano in Monolitico / Monolithic gres working top

# Cap CAPPa WALK-IN MA95EVO (2 porte)

Parete Wall  
Chemical fume hood walk-in MA95EVO (2 doors)

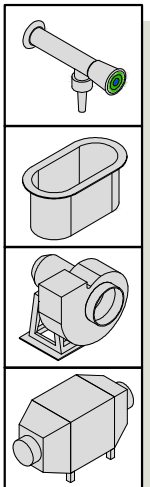
Certificati / Certificates: EN 14175-2 / EN 14175-6



CAPPE CHIMICHE  
Chemical fume hood

**MA95  
EVO**

Accessori  
Accessories:



## DESCRIZIONE / DESCRIPTION

### Servizi sui fianchi

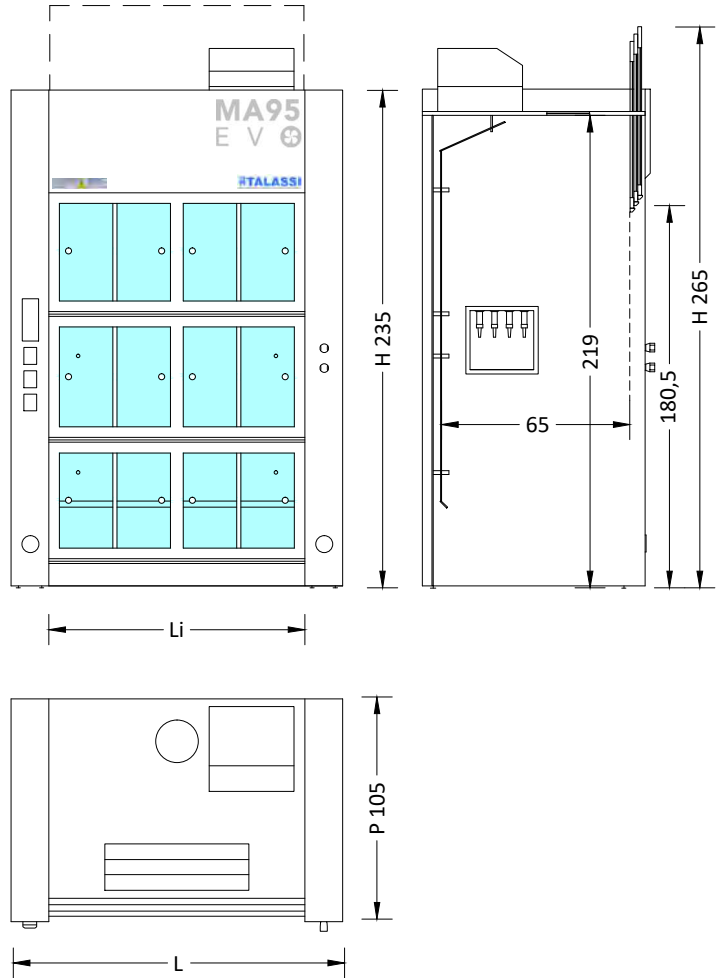
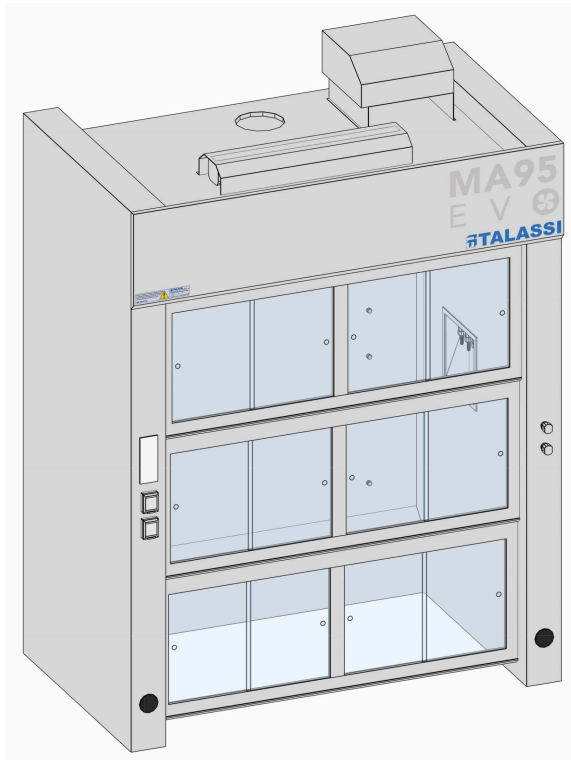
Service control on the sides

	Dimensioni esterne External dimensions	Dimensioni interne Internal dimensions
MA956040	L 156,5 - P 105 - H 235 / 285	Li 120 - P 75 - H 219
MA956044	L 186,5 - P 105 - H 235 / 285	Li 150 - P 75 - H 219
MA956048	L 216,5 - P 105 - H 235 / 285	Li 180 - P 75 - H 219
MA956049	L 246,5 - P 105 - H 235 / 285	Li 210 - P 75 - H 219

# Cap CAPPAL WALK-IN MA95EVO (3 porte)

Parete Wall  
Chemical fume hood walk-in MA95EVO (3 doors)

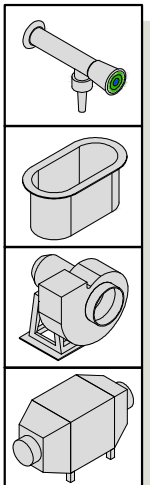
Certificati / Certificates: EN 14175-2 / EN 14175-6



CAPPE CHIMICHE  
Chemical fume hood

**MA95  
EVO**

Accessori  
Accessories:



## DESCRIZIONE / DESCRIPTION

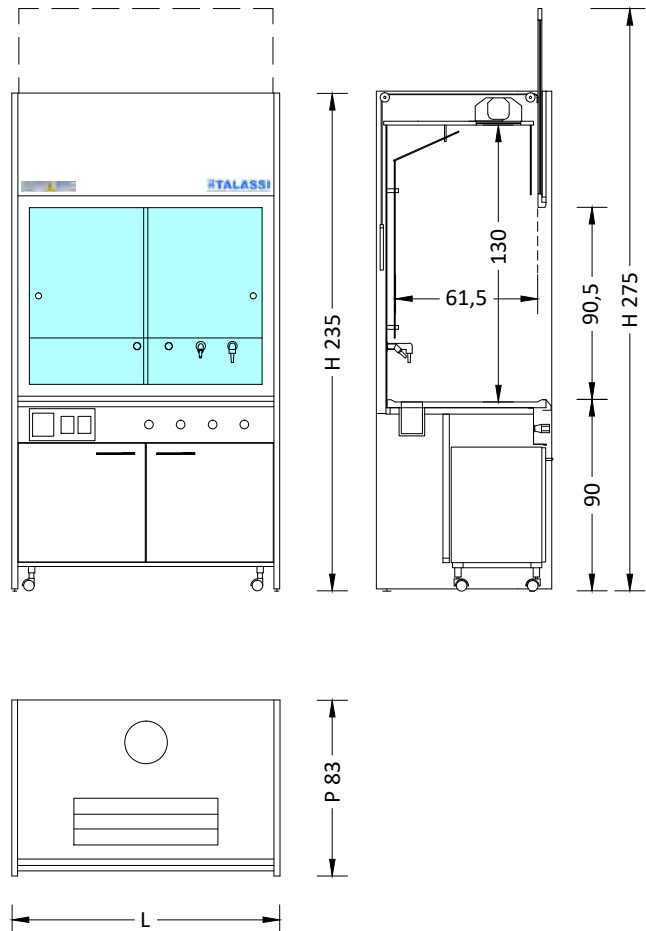
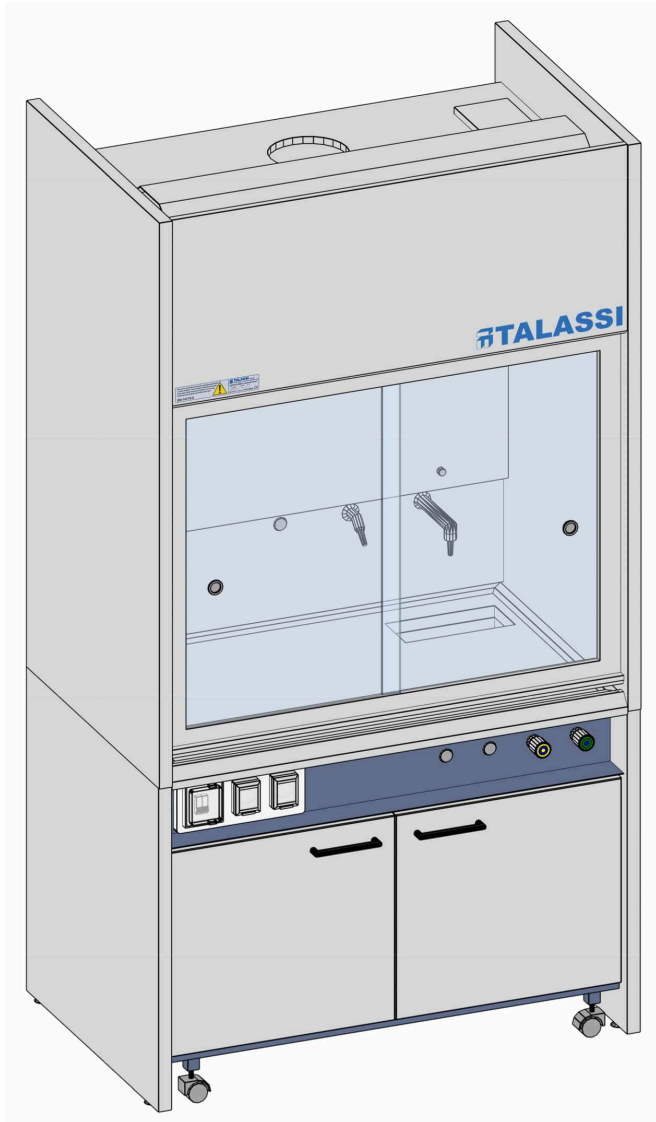
### Servizi sui fianchi

Service control on the sides

	Dimensioni esterne External dimensions	Dimensioni interne Internal dimensions
MA956041	L 156,5 - P 105 - H 235 / 265	Li 120 - P 65 - H 219
MA956045	L 186,5 - P 105 - H 235 / 265	Li 150 - P 65 - H 219
MA956046	L 216,5 - P 105 - H 235 / 265	Li 180 - P 65 - H 219
MA956047	L 246,5 - P 105 - H 235 / 265	Li 210 - P 65 - H 219

# Cap CAPPMA90

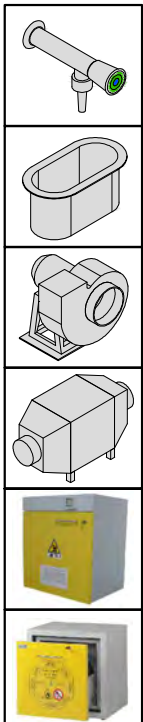
Parete Wall  
Chemical fume hood MA90



CAPPE CHIMICHE  
Chemical fume hood

**MA90**

**Accessori**  
Accessories:



## DESCRIZIONE / DESCRIPTION

### Servizi su cruscotto / Mobilietti in laminato ignifugo

Service control under the working top / Fire-proof laminate cabinets

### Interno laminato HPL

Interior in laminate HPL

MA902023 - L 126,5 - P 80 - H 235 / 275

MA902033 - L 156,5 - P 80 - H 235 / 275

MA902053 - L 186,5 - P 80 - H 235 / 275

### Interno in metallo

Metal interior

MA902022 - L 126,5 - P 80 - H 235 / 275

MA902032 - L 156,5 - P 80 - H 235 / 275

MA902052 - L 186,5 - P 80 - H 235 / 275

## OPZIONI / OPTIONS

Piano in Monolitico / Monolithic gres working top

Piano in Acciaio Inox Aisi 316 / Steel working top AISI 316

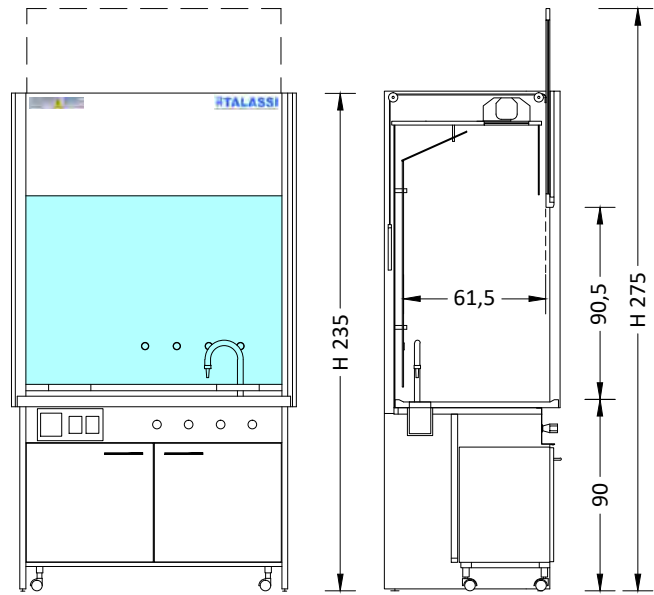
Piano in Polipropilene bianco / White polypropylene working top

# Cap CAPPa, CASTELLO E PIANO IN POLIPROPILENE

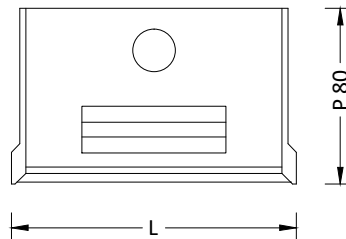
Parete Wall Interior working area and top in polypropylene



**PERSONALIZZATA / CUSTOMIZED**



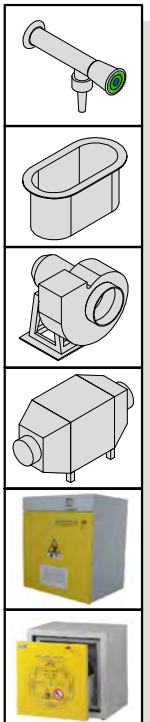
**STANDARD / STANDARD**



CAPPE CHIMICHE  
Chemical fume hood

**MA90**

**Accessori**  
Accessories:



**DESCRIZIONE / DESCRIPTION**

**Servizi su cruscotto / Moletti in laminato ignifugo / Piano in Polipropilene bianco**  
Service control under the working top / Fire -proof laminate cabinets  
White polypropylene working top

**Interno tutto in polipropilene**

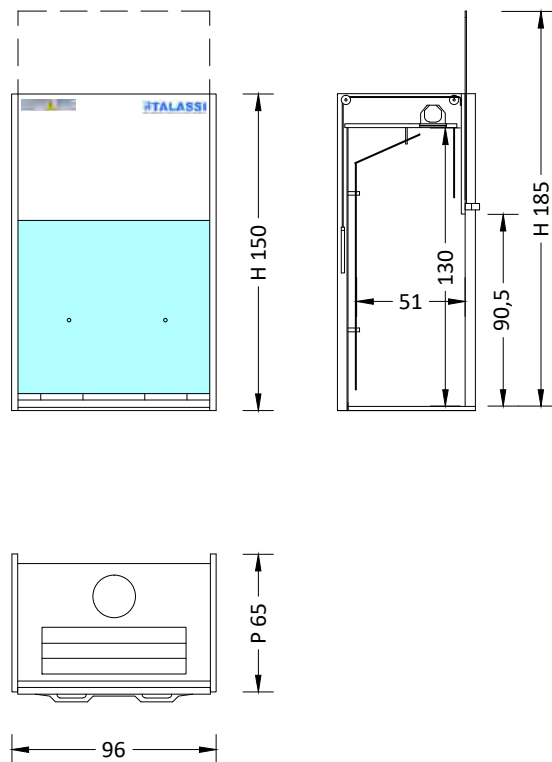
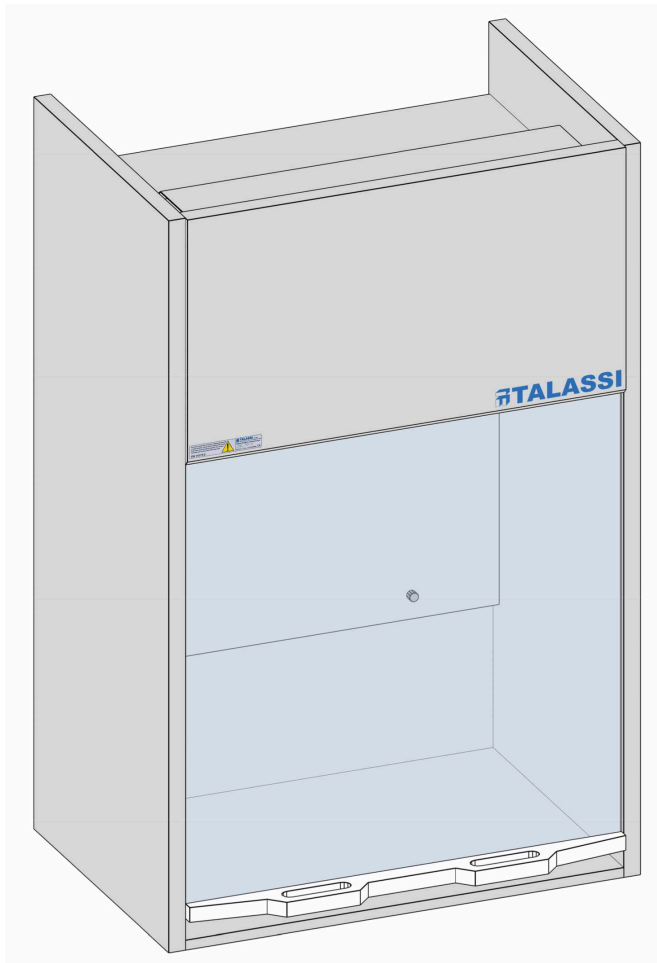
Interior all in polypropylene  
MA902110 - L 130 - P 80 - H 235 / 275  
MA902120 - L 160 - P 80 - H 235 / 275  
MA902130 - L 190 - P 80 - H 235 / 275



# Cap CABINA DA BANCO

Parete  
Wall

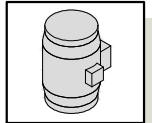
## Cabinet for bench



CAPPE CHIMICHE  
Chemical fume hood

**MA95**

Accessori  
Accessories:



### DESCRIZIONE / DESCRIPTION

**Piano in stratificato asportabile / Removable compact stratified laminate working top**

### Interno in metallo

Interior in metal

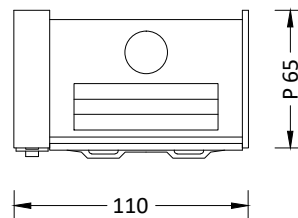
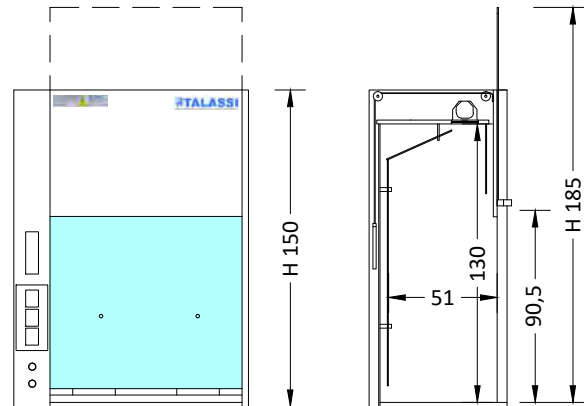
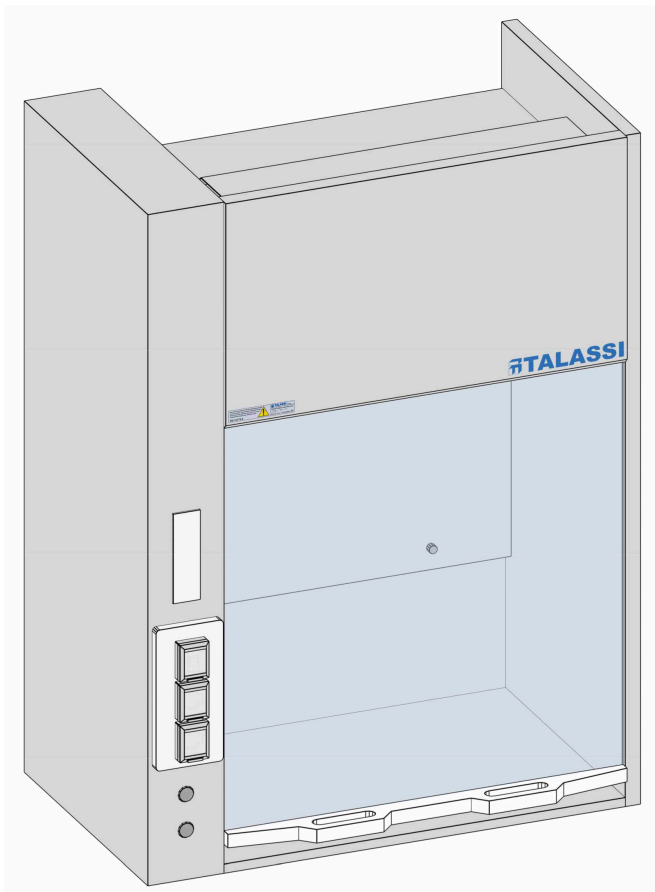
**MA956100 - L 96,5 - P 65 - H 150 / 185**

### OPZIONI / OPTIONS

**Aspiratore / Extractor fan**

# Cap CAPPDA BANCO

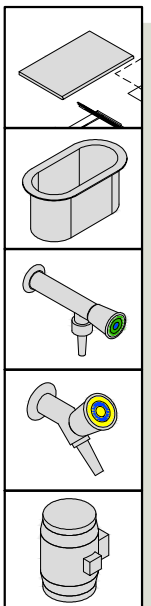
Parete Wall  
Fume hood for bench



CAPPE CHIMICHE  
Chemical fume hood

**MA95**

**Accessori**  
Accessories:



## DESCRIZIONE / DESCRIPTION

**Piano in stratificato asportabile / Removable compact stratified laminate working top**

**Servizi sui fianchi / Services control on the sides**

**Interno in metallo**

Interior in metal

**MA956110 - L 110 - P 65 - H 150 / 185**

## OPZIONI / OPTIONS

**Piano in Monolitico / Monolithic gres working top**

**Piano in Polipropilene bianco / White polypropylene working top**

**Vaschetta / Sink**

**Rubinetto acqua / Water tap**

**Rubinetto gas / Gas tap**

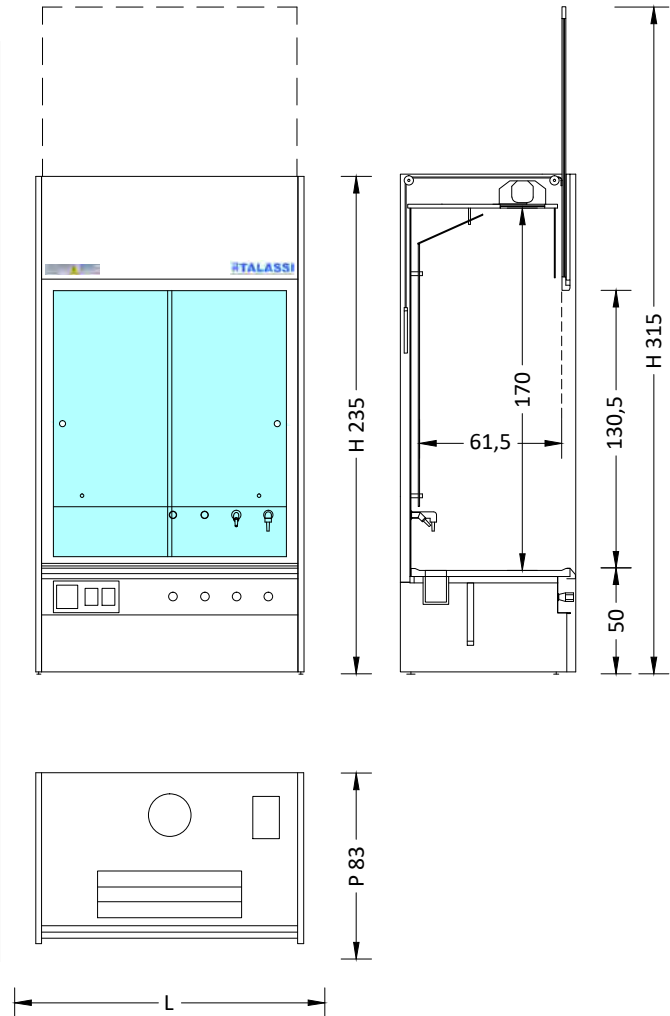
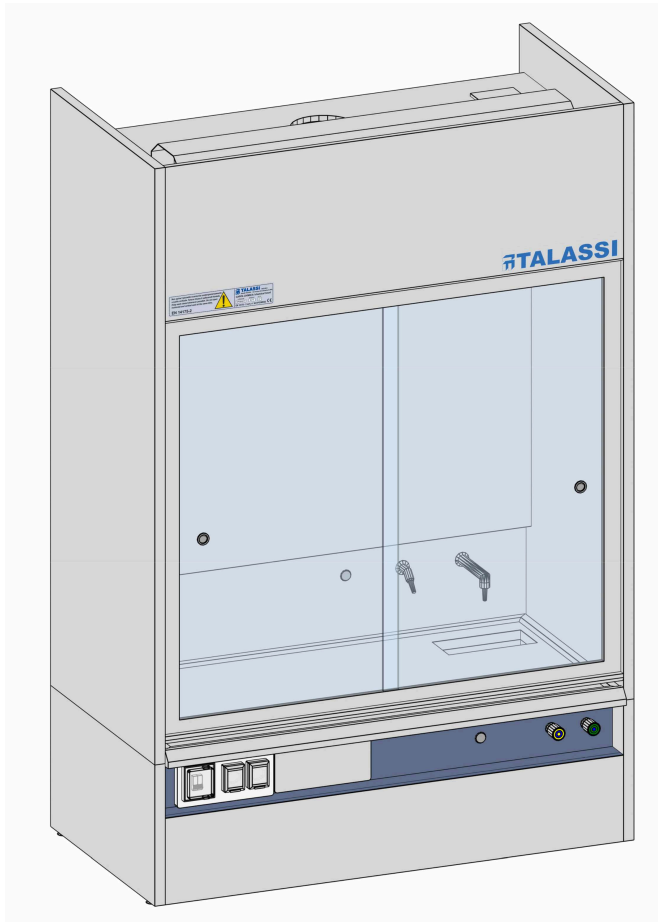
**Aspiratore / Extractor fan**

Cap

Parete  
Wall

# CAPPA con PIANO H 50 MA90

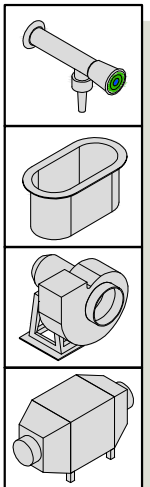
Chemical fume hood, working top h 50 MA90EVO



CAPPE CHIMICHE  
Chemical fume hood

MA90

Accessori  
Accessories:



## DESCRIZIONE / DESCRIPTION

### Servizi su cruscotto

Service control under the working top

MA902024 - L 126,5 - P 80 - H 235 / 315

MA902034 - L 156,5 - P 80 - H 235 / 315

MA902054 - L 186,5 - P 80 - H 235 / 315

## OPZIONI / OPTIONS

Piano in Monolitico / Monolithic gres working top

Piano in Acciaio Inox Aisi 316 / Steel working top AISI 316

Piano in Polipropilene bianco / White polypropylene working top